



Statement of Educational Effectiveness

September 1, 2020

The mission of the Seminary is to educate students who love the Lord Jesus Christ and His Word, equipping pastors for the ministry of the Gospel and preparing others in the Church for effective service in His Kingdom, all within the framework of the historic Reformed faith.

For each of our degree programs, RPTS has established student learning outcomes (SLOs) along with the means for assessment and the criteria for success. These are assessed using both direct and indirect measures in order to show the extent to which these outcomes are achieved. The programs assessed are the Master of Divinity (MDiv), the Master of Theological Studies (MTS), and the Doctor of Ministry (DMin) degrees. An overall plan of assessment has been established in which the Faculty meets annually to review the SLOs on a rotating basis, which ensures that every four years the SLOs in each program have been assessed. Our distance learning program is also part of this assessment.

The direct and indirect measures include live evaluation of sermons preached in chapel by graduating seniors, juried reviews of academic papers, tabulations of grading rubrics used for exegesis papers, entering and graduating student questionnaires, pastoral feedback from student internships, and pass rates for presbytery exams.

Based upon the results reviewed each summer, the Faculty makes recommendations for each SLO which may include minor adjustments to either course requirements or data collection procedures; or, changes to a program or the SLOs for that program. Please see the [Academic Catalog](#) for the SLOs for each degree program.

MDiv Licensure & Ordination

The purpose of the MDiv program is to prepare men for the ordained Gospel ministry in the Reformed Presbyterian Church of North America (RPCNA), and in other Reformed, Presbyterian, and Evangelical churches. The following table represents the total number of exams attempted in the RPCNA and the PCA with the sustain rate for MDiv students on their presbytery examinations, both for licensure and for ordination.

Class of 2019	Licensure Exams	Ordination Exams
Reformed Presbyterian Church of North America (RPCNA)	31 Exams 90%	3 Exams 100%
Presbyterian Church in America (PCA)	As the PCA has a different licensure structure, we only report statistics for ordination exams.	No Exams Yet Taken

Class of 2018	Licensure Exams	Ordination Exams
Reformed Presbyterian Church of North America (RPCNA)	50 Exams 96%	6 Exams 100%
Presbyterian Church in America (PCA)	As the PCA has a different licensure structure, we only report statistics for ordination exams.	4 Exams 100%

Completion Rates

The following table represents the length of time (listed in the rows) students completed each degree (listed in the columns) for the graduating classes indicated.

Class of 2019	Master of Divinity	Master of Theological Studies	Doctor of Ministry
< 2 Years	-	-	-
2 to < 3 Years	-	-	-
3 to < 4 Years	43%	-	-
4 to < 5 Years	43%	-	-
5 to < 6 Years	-	-	-
6+ Years	14%	100%	100%
Median	4 years	7 years	6 years
Average	3.9 years	7.8 years	6 years

Class of 2018	Master of Divinity	Master of Theological Studies	Doctor of Ministry
< 2 Years	-	-	50%
2 to < 3 Years	-	10%	-
3 to < 4 Years	38%	20%	-
4 to < 5 Years	8%	40%	-
5 to < 6 Years	16%	-	-
6+ Years	38%	30%	50%
Median	5 years	4 years	6 years
Average	5.9 years	4.4 years	6 years



Placement Information

The following table represents the placement rates for both the MDiv and MTS degree programs offered at RPTS. This data represents the activity for graduates within a few months of graduation for the programs indicated. DMin students are not included in this data, since they are already actively engaged in ministry upon acceptance into the program.

Class of 2019						
Degree Program	Vocational Placement	Non-Vocational Placement	Further Study	Seeking Placement	Other	Total
Master of Divinity	57%	-	14%	29%	-	100%
Master of Theological Studies	75%	-	-	-	25%	100%

Class of 2018						
Degree Program	Vocational Placement	Non-Vocational Placement	Further Study	Seeking Placement	Other	Total
Master of Divinity	69%	-	8%	23%	-	100%
Master of Theological Studies	80%	10%	-	-	-	90%

2019-20 Entering Student Questionnaire

The following responses are from the RPTS Entering Student Questionnaire, which was completed by twenty-nine of thirty-one students who matriculated during the year. The ATS data is from the ESQ as of November 13, 2019, including 151 schools and 4,796 students. The ATS ESQ for 2019 can be found [here](#).

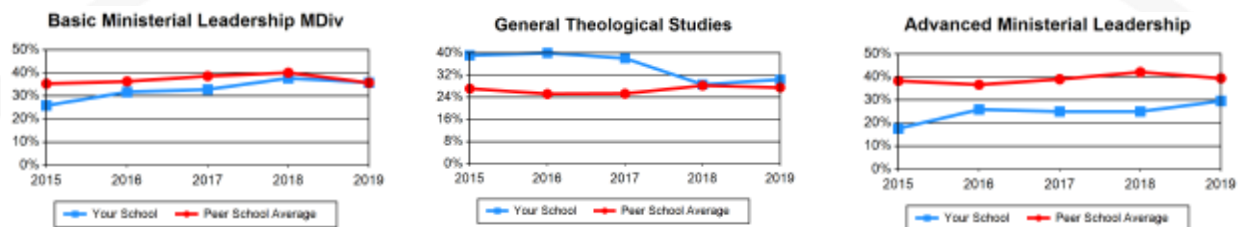
What were the most important factors in your decision to pursue theological education?

- The top three RPTS responses were: desire to serve others; sensing a call from God; desire to discern God's will.
- For the ATS ESQ for 2019-2020, the top three factors (all tied) were: experienced a call from God; opportunity for study and growth; desire to serve others.

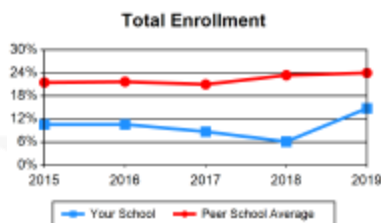
What were the most important factors in your decision to attend RPTS?

- The top RPTS responses were: comfort with doctrinal positions/theological perspectives at RPTS; quality of the faculty; and curriculum.
- For the ATS ESQ for 2019-2020, the top responses were: quality of the faculty; curriculum; academic reputation of the school (all three tied).

Racial/Ethnic Enrollment (from ATS 2019-20 Institutional Peer Profile Report)

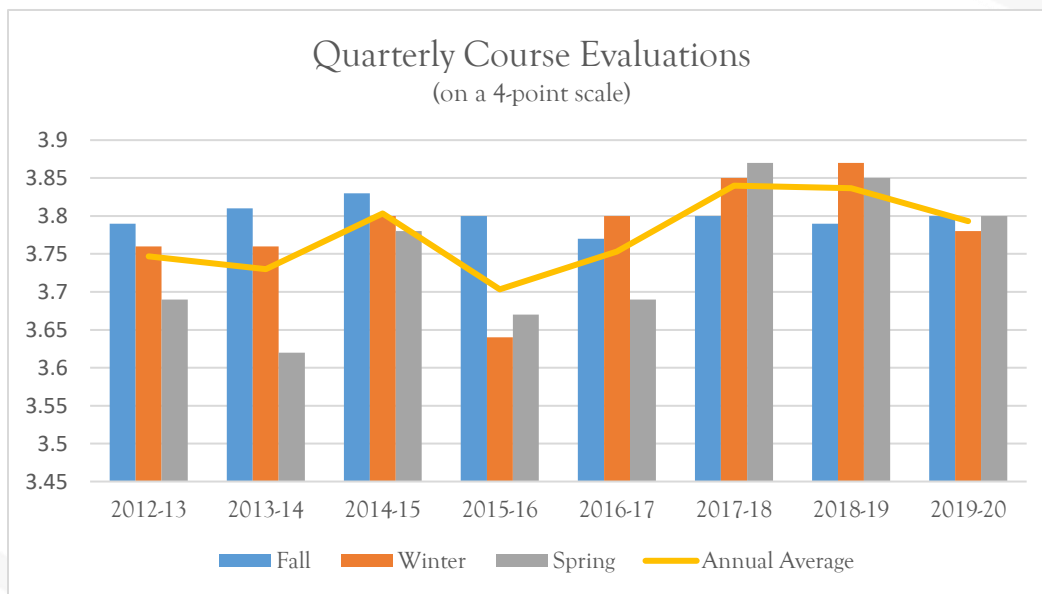


Women as Percent of Total Enrollment (from ATS 2019-20 Institutional Peer Profile Report)



Quarterly Course Evaluations

The Seminary provides the opportunity each quarter for students to evaluate all courses offered. These evaluations, which use a four-point scale, include questions regarding: professor knowledge, preparedness, and teaching ability; course organization and content; time spent on and the value of assignments. Students are also asked about the availability of professors for extra assistance when needed, and a comment box is provided for written feedback. These evaluations are reviewed by the President and the Academic Dean and are provided to each faculty member.

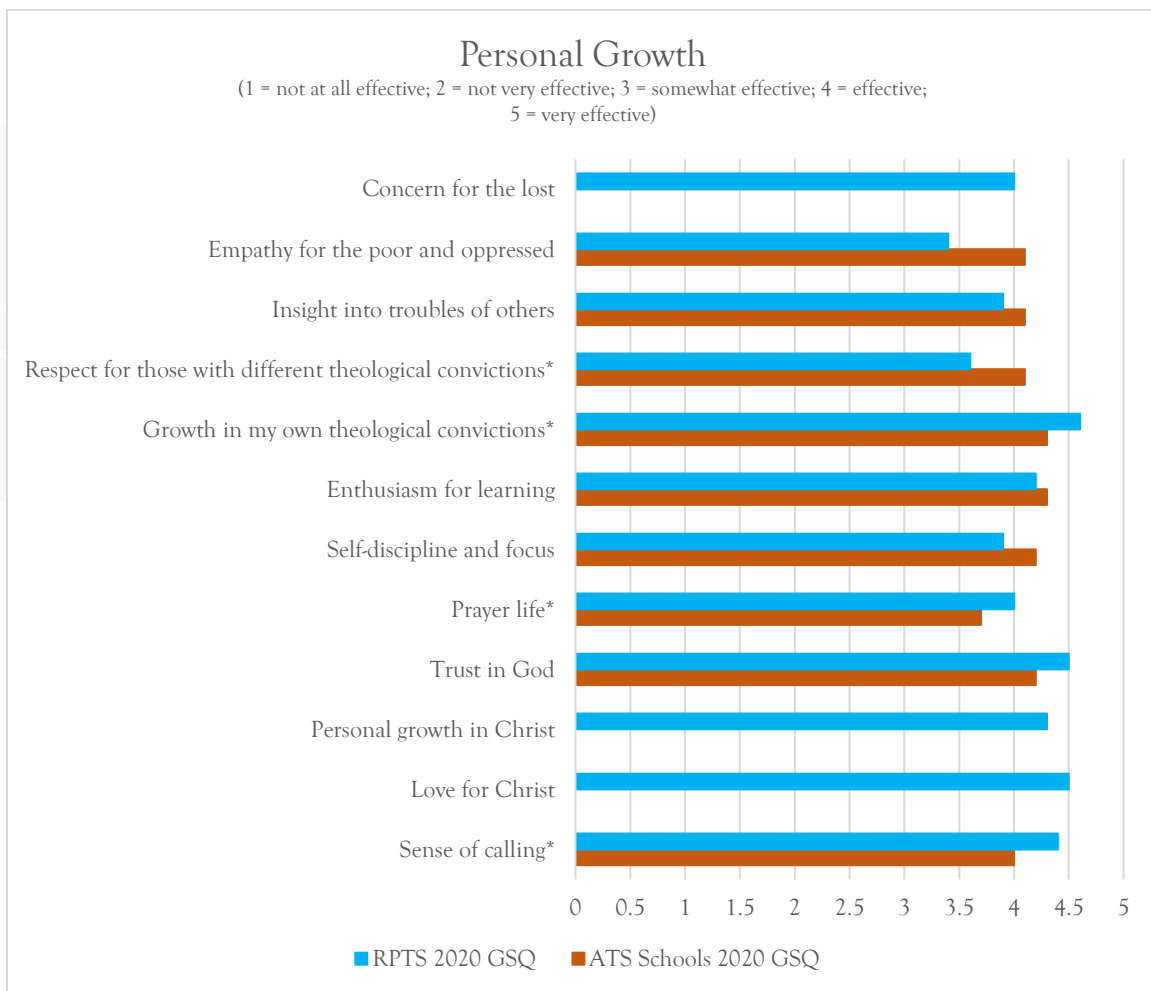


2019-20 Grduating Student Questionnaire

The Reformed Presbyterian Theological Seminary uses an in-house Graduating Student Questionnaire (GSQ) as a means of gathering data from our graduates. Many of the questions are similar to the questions asked on the GSQ used by many schools accredited by ATS. For the 2020 graduating class, RPTS had twenty-eight graduates, all of whom completed the GSQ. The data for the 2020 ATS GSQ is as of August 4, 2020, and includes 165 schools participated, with 4,590 respondents. The ATS GSQ for 2020 graduates can be found [here](#).

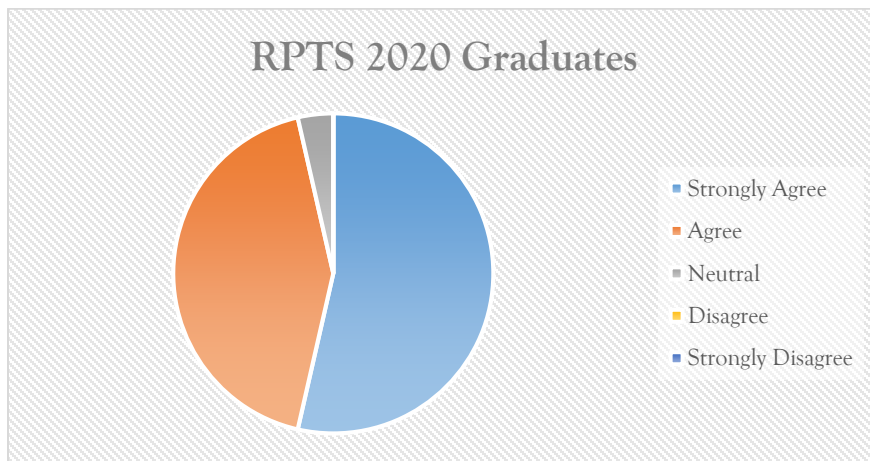
The following charts compare the data from the RPTS questionnaire and the total school profile from ATS. Responses marked with an * had similar, but not exact, wording between the questionnaires. The wording shown in this document represents what was used on the RPTS questionnaire.

How effective was your seminary education in facilitating the following areas of personal growth?

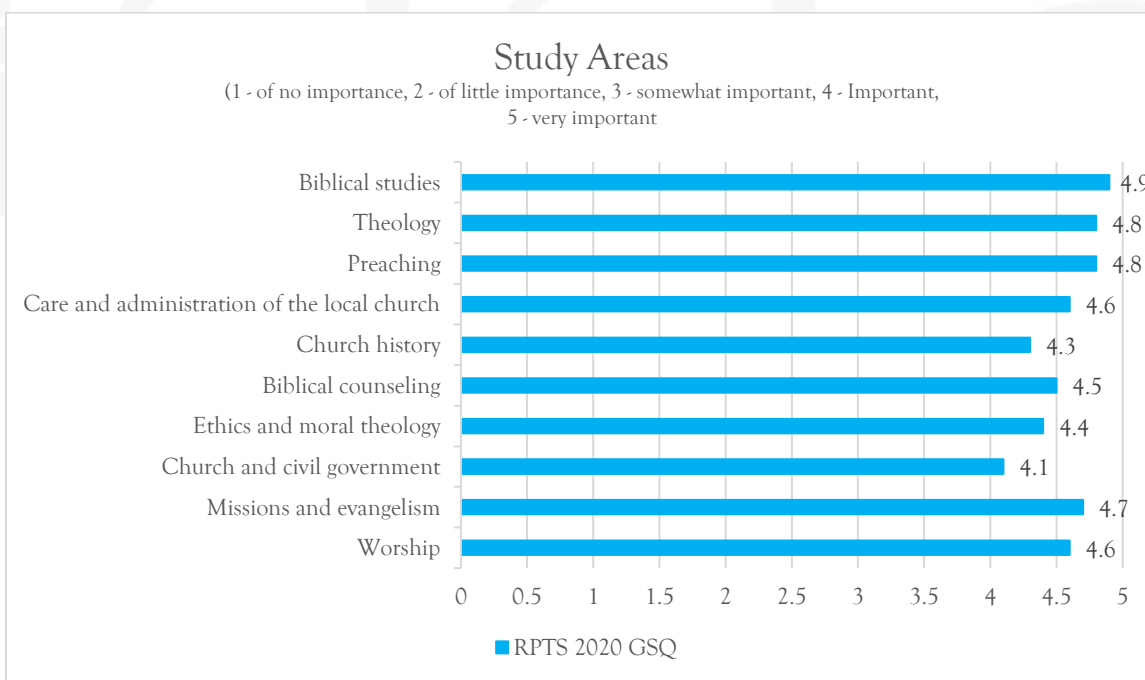




My theological understanding of the Reformed Faith as it is summarized in the Westminster Standards and Testimony of the Reformed Presbyterian Church of North America was enhanced as a result of my studies at RPTS.

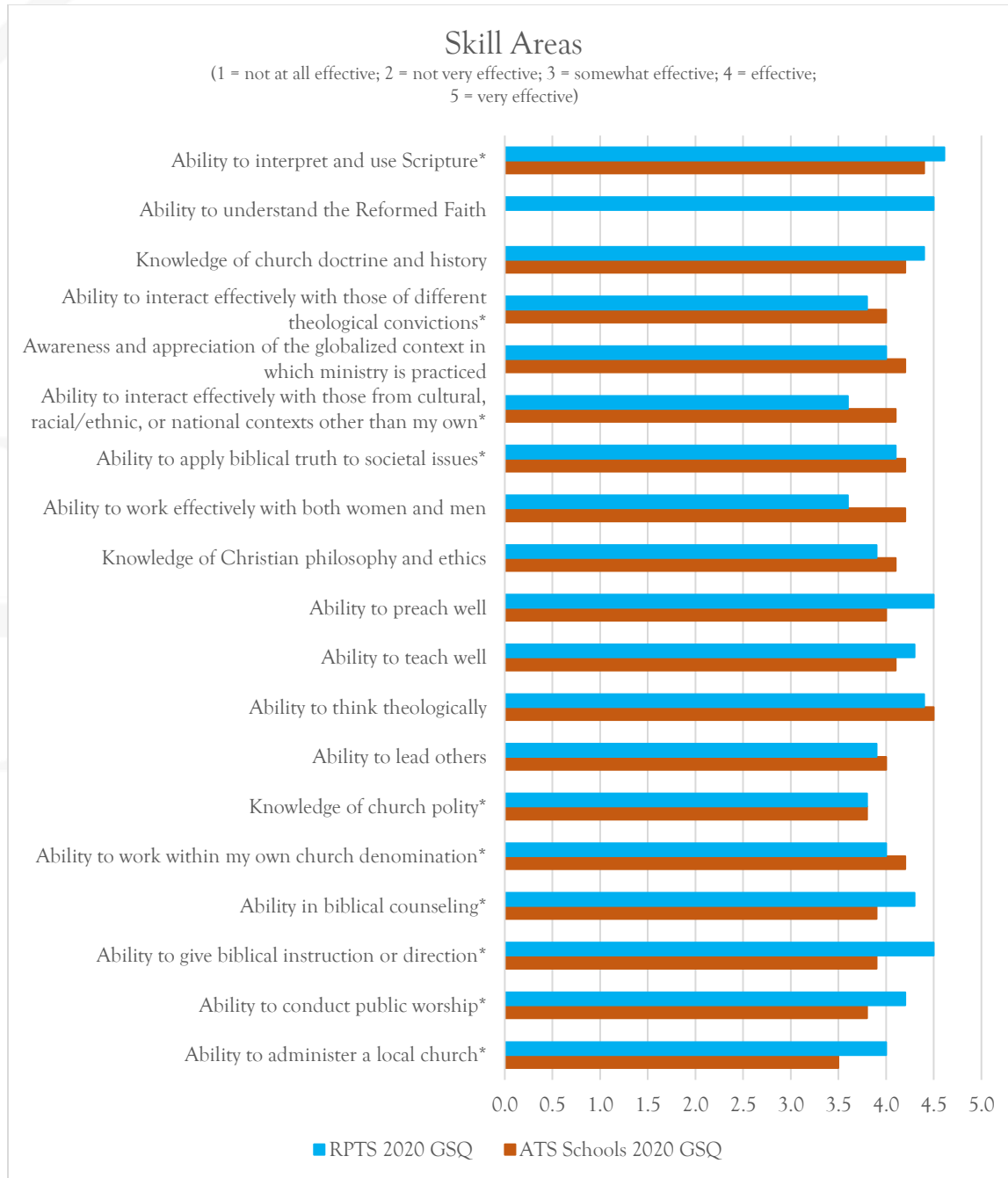


How important were the following areas of study to your intended ministerial life and work? (The ATS questionnaire had 3 levels of satisfaction rather than 5, so the ATS data is not included for comparison.)

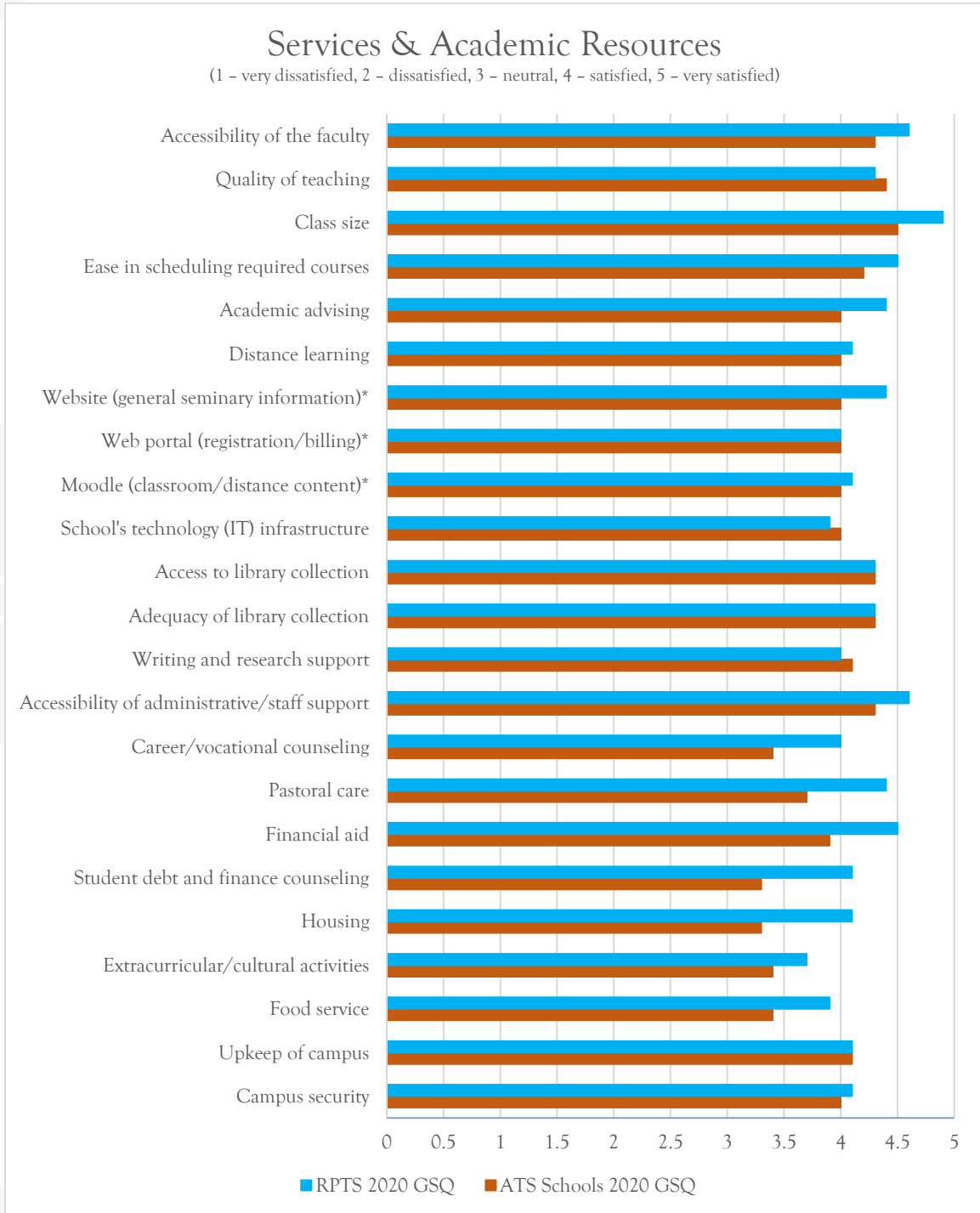




How effective was your seminary education in facilitating the following skill areas?



How satisfied have you been with the following services and academic resources?





Please mark the response that corresponds to your overall experience during your graduate program.

