



Statement of Educational Effectiveness

September 1, 2018

The mission of the Seminary is to educate students who love the Lord Jesus Christ and His Word, equipping pastors for the ministry of the Gospel and preparing others in the Church for effective service in His Kingdom, all within the framework of the historic Reformed faith.

For each of our degree programs, RPTS has established student learning outcomes (SLOs) along with the means for assessment and the criteria for success. These are assessed using both direct and indirect measures in order to show the extent to which these outcomes are achieved. The programs assessed are the Master of Divinity (MDiv), the Master of Theological Studies (MTS), and the Doctor of Ministry (DMin) degrees. An overall plan of assessment has been established in which the Faculty meets annually to review the SLOs on a rotating basis, which ensures that every three years the SLOs in each program have been assessed.

The direct and indirect measures include live evaluation of sermons preached in chapel by graduating seniors, juried reviews of academic papers, tabulations of grading rubrics used for exegesis papers, entering and graduating student questionnaires, pastoral feedback from student internships, and pass rates for presbytery exams.

Based upon the results reviewed each September, the Faculty makes recommendations for each SLO which may include minor adjustments to either course requirements or data collection procedures; or, changes to a program or the SLOs for that program. Please see the [Academic Catalog](#) for the SLOs for each degree program.

MDiv Licensure & Ordination

The purpose of the MDiv program is to prepare men for the ordained Gospel ministry in the Reformed Presbyterian Church of North America (RPCNA), and in other Reformed, Presbyterian, and Evangelical churches. The following table represents the total number of exams attempted in the RPCNA and the PCA with the sustain rate for MDiv students on their presbytery examinations, both for licensure and for ordination.

Class of 2017	Licensure Exams	Ordination Exams
Reformed Presbyterian Church of North America (RPCNA)	68 Exams 97%	15 Exams 93%
Presbyterian Church in America (PCA)	As the PCA has a different licensure structure, we only report statistics for ordination exams.	No Exams Yet Taken

Class of 2016	Licensure Exams	Ordination Exams
Reformed Presbyterian Church of North America (RPCNA)	33 Exams 94%	6 Exams 100%
Presbyterian Church in America (PCA)	As the PCA has a different licensure structure, we only report statistics for ordination exams.	No Exams Yet Taken

Completion Rates

The following table represents the length of time (listed in the rows) students completed each degree (listed in the columns) for the graduating classes indicated.

Class of 2017	Master of Divinity	Master of Theological Studies	Doctor of Ministry
< 2 Years	-	-	-
2 to < 3 Years	-	25%	-
3 to < 4 Years	56%	12.5%	-
4 to < 5 Years	33%	-	-
5 to < 6 Years	11%	12.5%	-
6+ Years	-	50%	100%
Median	3 years	5 years	6 years
Average	3.6 years	5.3 years	6 years

Class of 2016	Master of Divinity	Master of Theological Studies	Doctor of Ministry
< 2 Years	6%	-	-
2 to < 3 Years	6%	-	-
3 to < 4 Years	38%	20%	-
4 to < 5 Years	19%	40%	-
5 to < 6 Years	19%	20%	-
6+ Years	12%	20%	-
Median	3.5 years	4 years	-
Average	3.8 years	6.2 years	-



Placement Information

The following table represents the placement rates for both the MDiv and MTS degree programs offered at RPTS. This data represents the activity for graduates within one year of graduation for the programs indicated. DMin students are not included in this data, since they are already actively engaged in ministry upon acceptance into the program.

Class of 2017						
Degree Program	Vocational Placement	Non-Vocational Placement	Further Study	Seeking Placement	Other	Total
Master of Divinity	89%	-	-	-	-	89%
Master of Theological Studies	86%	14%	-	-	-	100%

Class of 2016						
Degree Program	Vocational Placement	Non-Vocational Placement	Further Study	Seeking Placement	Other	Total
Master of Divinity	75%	-	-	13%	12%	100%
Master of Theological Studies	50%	17%	17%	-	16%	100%

2017-2018 Entering Student Questionnaire

The following responses are from the RPTS Entering Student Questionnaire, which was completed by twenty students who matriculated during the year. The ATS data is from the ESQ as of December 12, 2017, including 168 schools and 5,161 students.

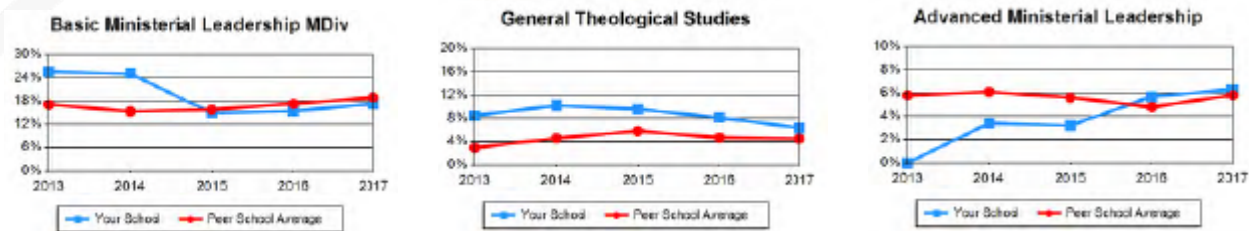
What were the most important factors in your decision to pursue theological education?

- The top RPTS responses were: sensing a call from God (first); the opportunity for growth and study; desire to preserve the doctrines of the church; desire to serve others (these three were tied for second).
- For the ATS ESQ for 2017-2018, the top three factors (all tied): experienced a call from God; opportunity for study and growth; desire to serve others.

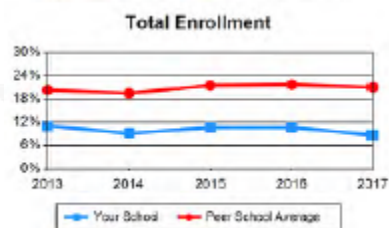
What were the most important factors in your decision to attend RPTS?

- The top RPTS responses were: quality of the faculty; comfort with doctrinal positions/theological perspectives at RPTS (both tied for first); encouragement of a pastor (second).
- For the ATS ESQ for 2017-2018, the top responses were: quality of the faculty; curriculum (both tied for first); academic reputation of the school.

Racial/Ethnic Enrollment
(from ATS 2017-2018 Institutional Peer Profile Report)

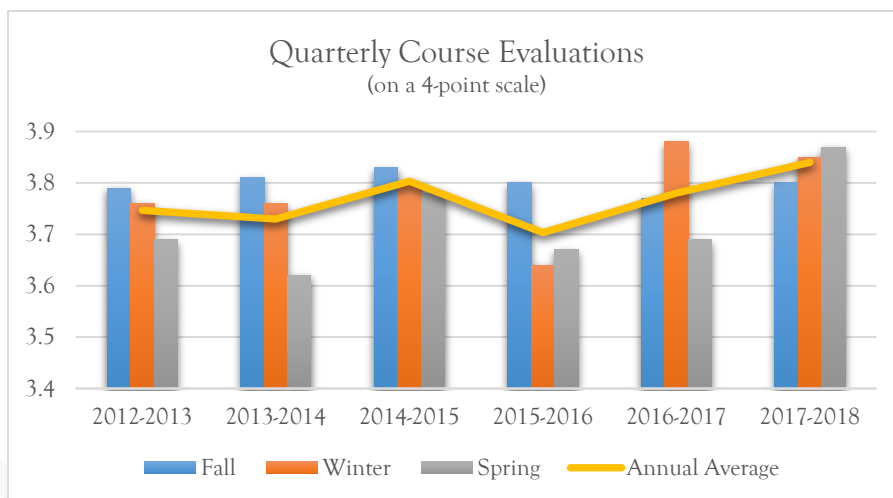


Women as Percent of Total Enrollment
(from ATS 2017-2018 Institutional Peer Profile Report)



Quarterly Course Evaluations

The Seminary provides the opportunity each quarter for students to evaluate all courses offered. These evaluations, which use a four-point scale, include questions regarding: professor knowledge, preparedness, and teaching ability; course organization and content; time spent on and the value of assignments. Students are also asked about the availability of professors for extra assistance when needed, and a comment box is provided for written feedback. These evaluations are reviewed by the President and the Dean of Faculty and are provided to each faculty member.

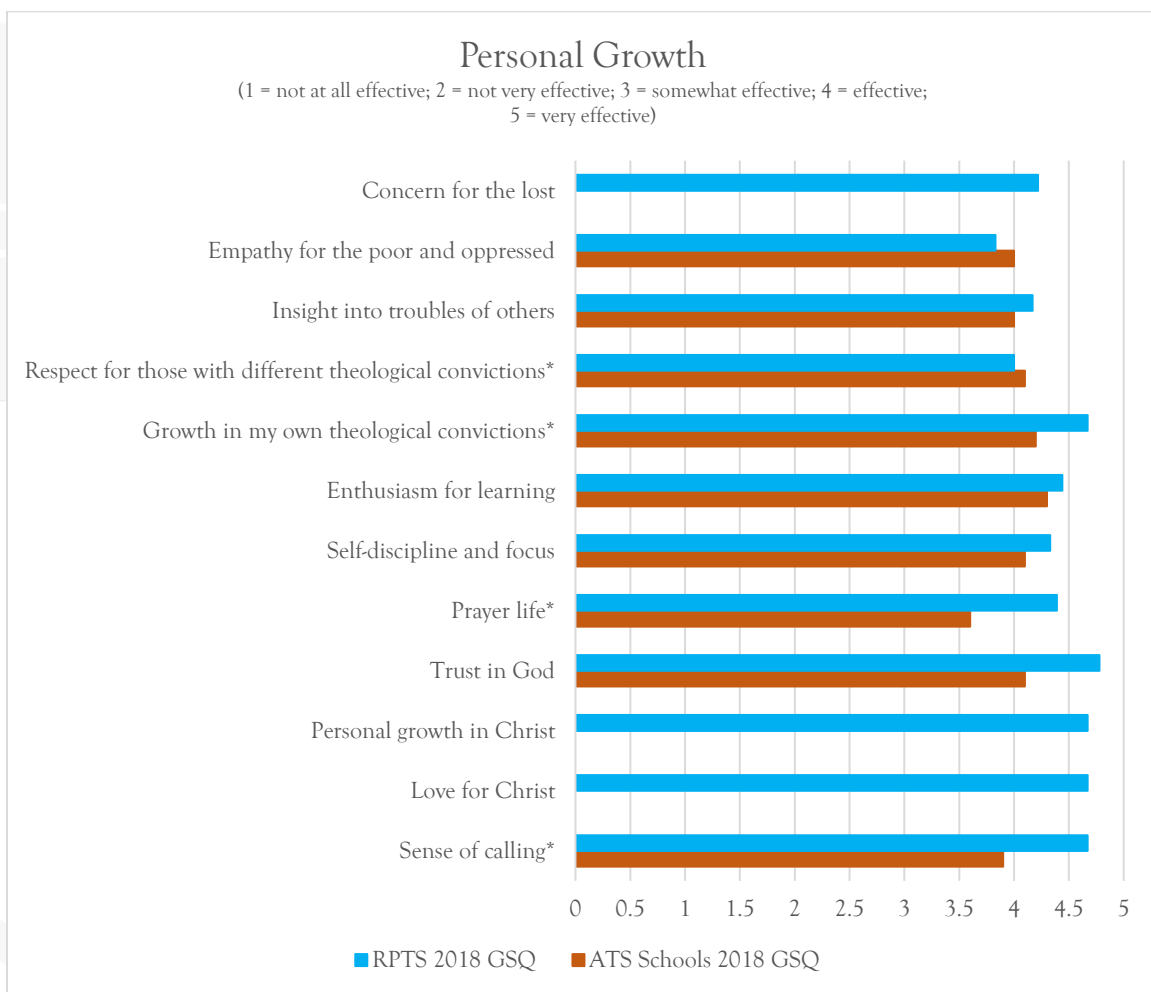


2017-2018 Graduating Student Questionnaire

The Reformed Presbyterian Theological Seminary uses an in-house Graduating Student Questionnaire (GSQ) as a means of gathering data from our graduates. Many of the questions are similar to the questions asked on the Graduating Student Questionnaire used by many schools which are accredited by ATS. For the 2018 graduating class, RPTS had twenty-four graduates, and eighteen completed the GSQ. For the 2018 GSQ used by ATS, 175 schools participated, with 5,706 respondents. The ATS GSQ for 2018 graduates can be found [here](#).

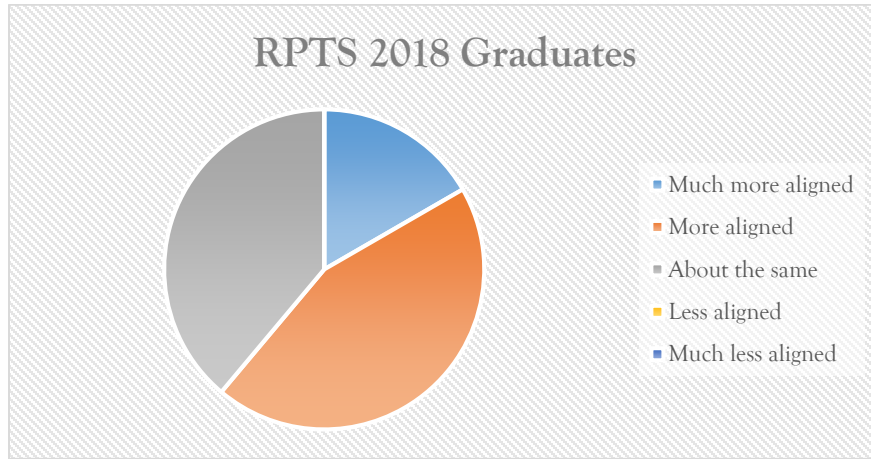
The following charts show the data from the RPTS questionnaire and the total school profile from ATS. Responses marked with an * had similar, but not exact, wording between the questionnaires. The wording shown in this document represents what was used on the RPTS questionnaire.

How effective was your seminary education in facilitating the following areas of personal growth?

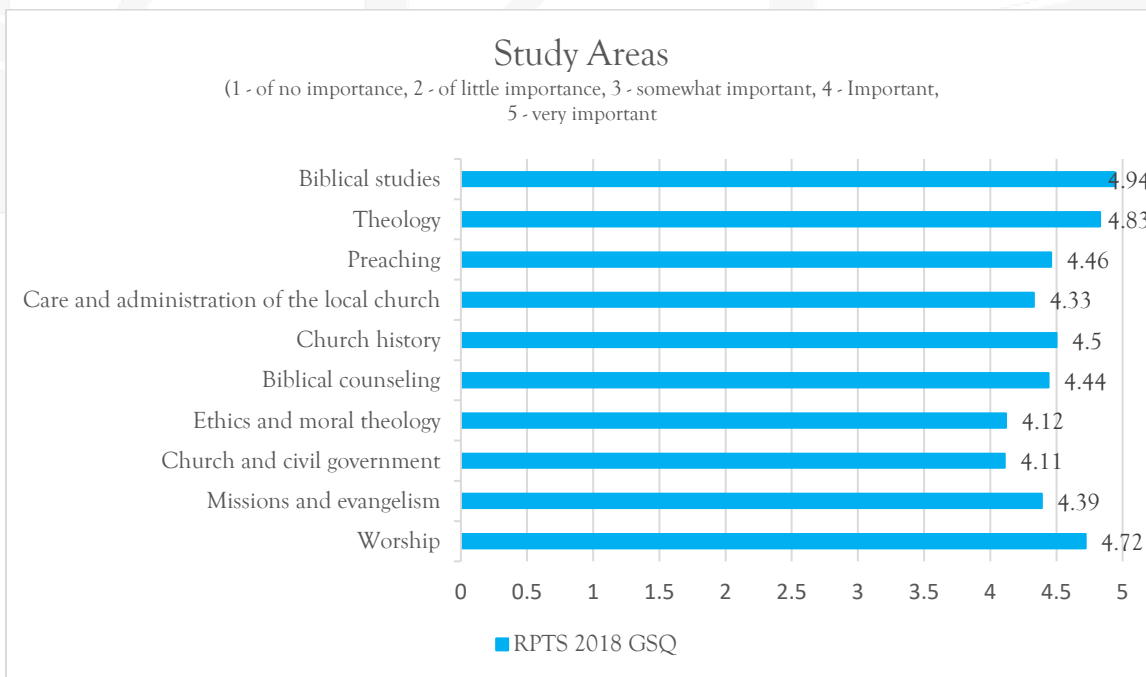




How do your theological convictions align with the Westminster Confession of Faith now as compared to when you began at RPTS?

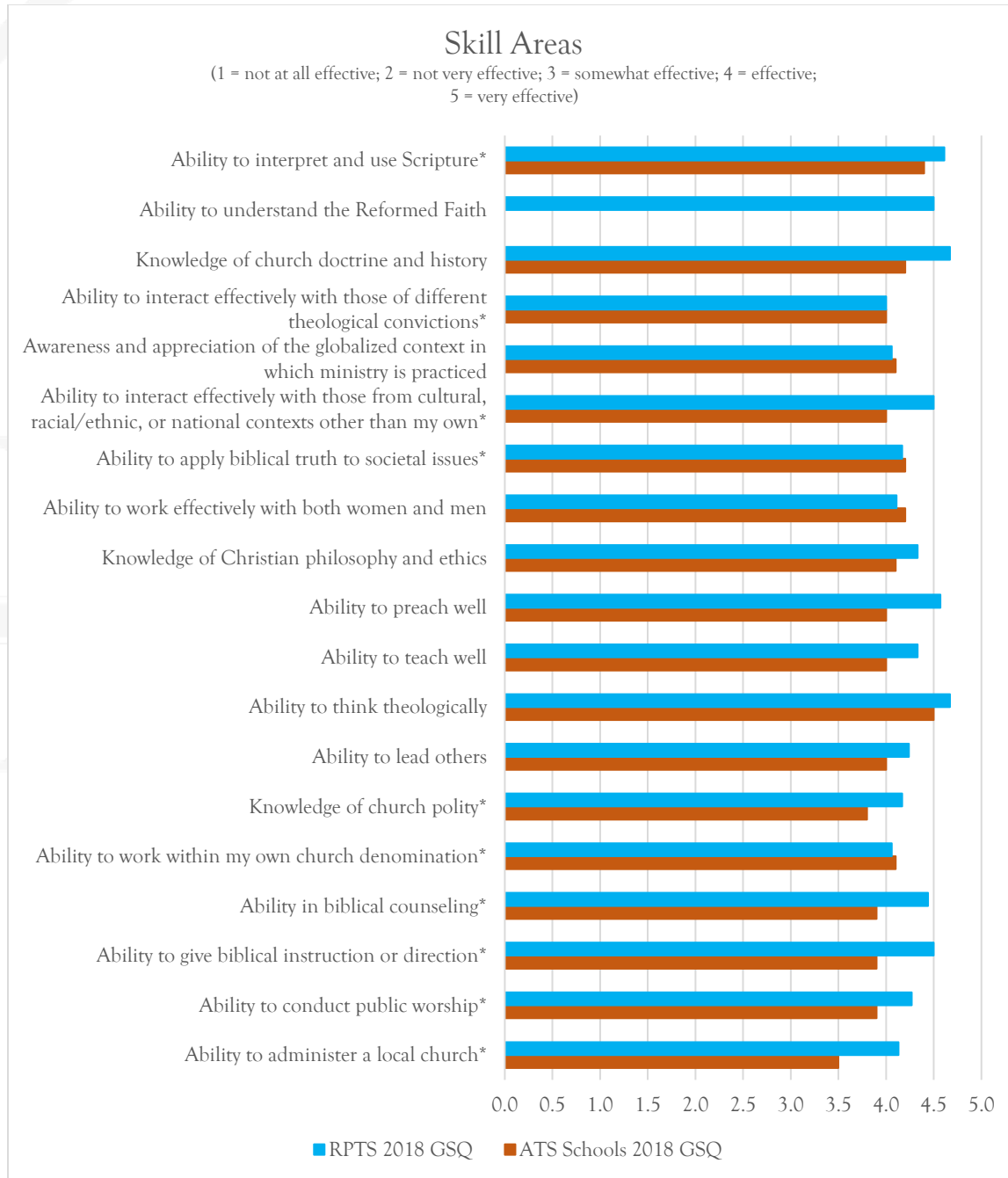


How important were the following areas of study to your intended ministerial life and work? (The ATS questionnaire had 3 levels of satisfaction rather than 5, so the ATS data is not included for comparison.)

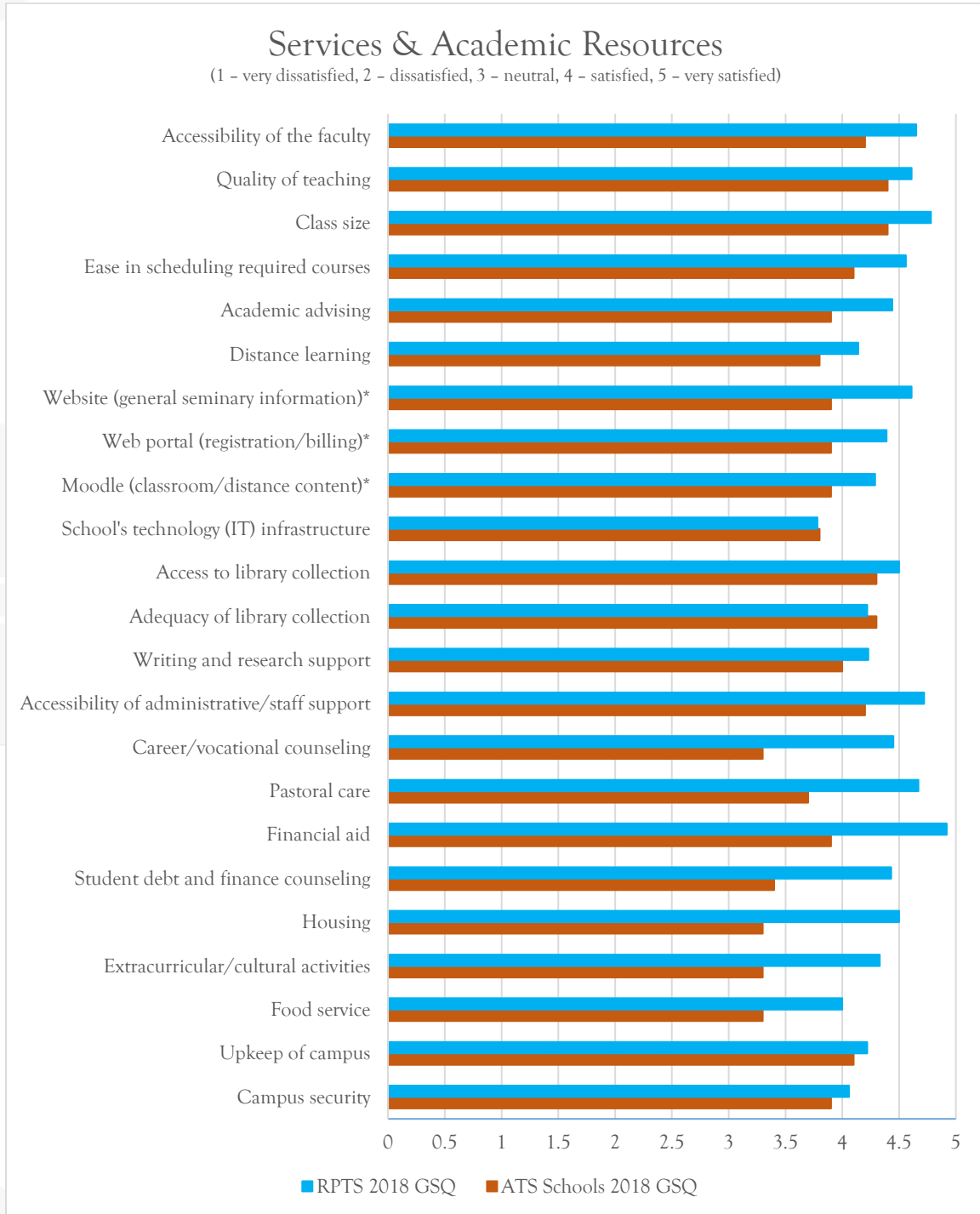




How effective was your seminary education in facilitating the following skill areas?



How satisfied have you been with the following services and academic resources?





Please mark the response that corresponds to your overall experience during your graduate program.

